

E-WASTE GUIDE

Responsible management of electronic waste (e-waste) is essential for any business focused on sustainability and environmental stewardship.

This guide helps businesses navigate the complexities of e-waste disposal effectively.

The Environmental Benefits of Recycling Your Electronics

Recycling electronics offers multiple environmental benefits, critical for reducing our ecological impact:

1

Reduction of Hazardous Waste

Properly recycling electronics prevents harmful substances like lead, mercury, and cadmium from entering the environment. These toxic materials can cause significant environmental degradation and health issues if not managed correctly.

2

Conservation of Resources

Recycling recovers precious materials such as gold, silver, copper, and rare earth metals. This practice minimizes the need to extract raw materials, thereby conserving natural resources and reducing the energy consumption and greenhouse gas emissions from mining and manufacturing processes.

3

Minimizing E-Waste Accumulation

With technological advancements, e-waste is growing exponentially. Effective recycling strategies reduce landfill waste, curb illegal dumping, and mitigate the damage to ecosystems and biodiversity.



How to Ensure Data Security When Recycling Electronics

Ensuring data security during the electronics recycling process is crucial to protect sensitive information:

Data Sanitization

Employ certified data erasure software that adheres to international standards for data destruction. Techniques such as cryptographic erasure, overwriting, and degaussing ensure that data is irretrievable.

Physical Destruction

For devices that cannot be securely wiped, physical destruction is necessary. This can include methods such as shredding, crushing, or incineration, which physically destroy the storage media and make data recovery impossible.

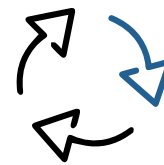
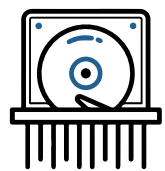
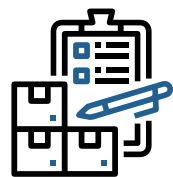
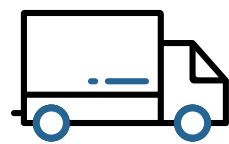
Certified Recyclers

Only work with recyclers that have certifications like R2v3. These standards ensure that recyclers adhere to the highest protocols for data destruction and environmental safety, backed by regular audits.



Step-by-Step to E-Waste Recycling Process

A structured approach includes several key stages:



Collection and Transportation

Implement secure collection and transportation methods to ensure that e-waste is handled safely. Use GPS tracking and sealed containers to prevent unauthorized access and ensure traceability.

Sorting and Inventory

Perform detailed logging of each item's type and condition. This stage is crucial for determining the next steps for each item, whether it be refurbishment, resale, or recycling.

Data Destruction

Conduct rigorous data sanitization on all data-bearing devices. If devices cannot be wiped securely, they should be physically destroyed.

Recycling and Material Recovery

Break down devices to salvage valuable materials. This involves separating and processing various components such as metals, plastics, and glass for further recycling.

Reporting and Documentation

Keep thorough records of the entire recycling process. This documentation should include data destruction certificates and detailed material recovery reports to ensure compliance and transparency.



How to Find Certified E-Waste Recyclers

To find certified e-waste recyclers, selecting the right recycler is pivotal for effective e-waste management.

Start by **researching** potential recyclers and prioritize those with relevant certifications such as R2v3, or RIOS. These certifications indicate a recycler's commitment to upholding stringent environmental and data security standards.

Next, **utilize local resources** offered by state environmental agencies, which often maintain updated lists of certified recycling facilities.

Always verify a recycler's certifications and reputation before engagement by asking for proof of certification, references, and reports to ensure they comply with best practices in recycling and data destruction.

Compliance with state-specific e-waste laws is essential:

- **Regulations and Requirements.**

Familiarize yourself with the local regulations concerning e-waste disposal. Understanding these regulations can prevent legal issues and ensure that recycling practices are environmentally sound.

- **Producer Responsibility Laws**

Familiarize yourself with the local regulations Some states implement extended producer responsibility (EPR) laws that require manufacturers to manage the recycling of their products. Compliance with these laws is crucial for manufacturers and retailers alike.

- **Compliance and Penalties**

Stay informed about the latest regulatory changes and ensure ongoing compliance to avoid potential penalties.



+1 844 482 3669



info@oceantech.com

For more detailed processes, consult an OceanTech representative to discuss IT asset disposition and e-waste recycling.